

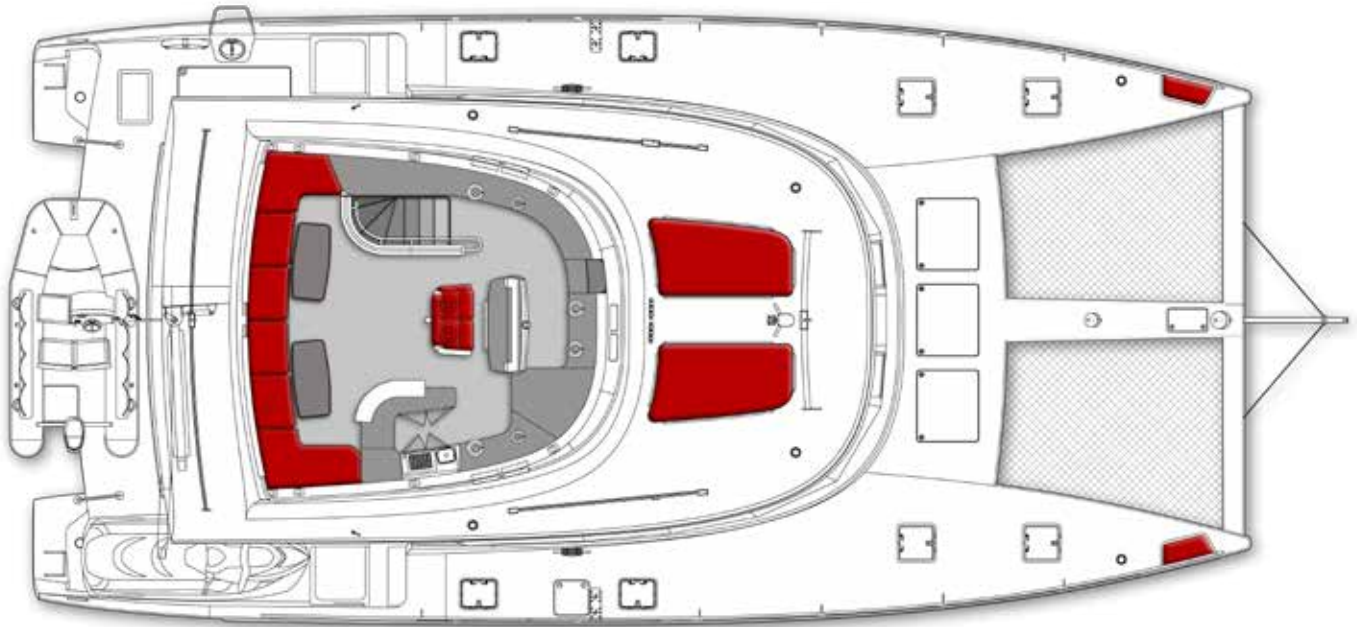


THE HELIOTROPE S 60 Long Ranger

The Heliotrope Sailing 60 combines the advantages of a performance ocean cruising catamaran with superb live aboard facilities. The idea of the yacht's arrangement can be expressed as spacious, practical and stylish. The accommodation and the living surface is comparable to a house as the innovative solution of locating the luxurious master bedroom aft of the bridge deck provides a panoramic sea view and pleasant stern balcony. Performance and comfort is unsurpassed.

General Specifications

Overall length:	18 .43 m
Overall beam:	9.02 m
Draught (Max):	1.43 m
Air Draft:	4.89m
Displacement (MOC):	17 800kg
Displacement (LDC):	23 200 kg
Standard Engines:	2 x 80.9 kW / 110 hp
Maximum speed at MOC:	13 kts
Maximum speed at LDC:	11.8 kts
Recommended cruising speed:	10 kts
Fresh water:	2 x 600 L (+/-)
Diesel:	2 x 600 L (+/-)
Waste:	400 L (+/-)
CE Certification:	Category A - 12 People
Architect:	Albatross Marine Design
Builder:	Bakricono Shipyard



Overview of the vessel

- 2x110 hp Diesel engines with shaft drive, electronic control, propellers and hydraulic steering system
- Interiors using certified Teak, White Oak, Asian Mahogany and Ash
- Saloon and cabins with solid teak parquet flooring
- Marine vinyl ceilings and skirting
- Sunbrella upholstery and Quick dry foam cushions throughout
- Curtains or Blinds in the cabins and living areas

Flybridge

- Access via turning staircase from Cockpit on Port side
- Pilot seat for 2 persons at Main Helm
- Stern sofa seating for 8 person with dining tables
- Wrap around pantry
- 4 large under seat waterproof stowage
- 316 Stainless steel handrail
- 316 Stainless steel framed windshield
- Flagpole
- Hardtop roof
- 6 Self-Tailing Winches
- 2 Person forward sunbed accessed from flybridge and foredeck

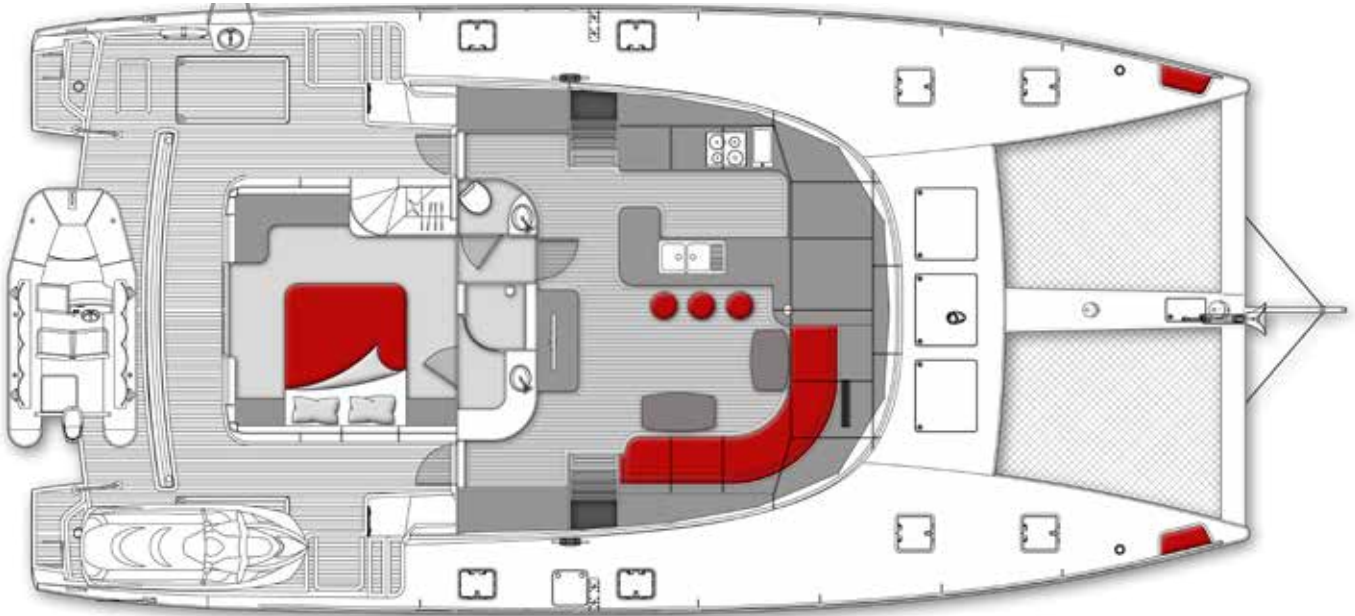
Pantry

- Stainless steel sink and mixer tap
- Corian solid surface countertop
- Under counter fridge
- Marine grade gas powered Barbeque
- Under counter storage

Helm

- 2 x Simrad 12" Multifunction Display with GPS, Depth Sounder, VHF
- Simrad IS20 Wind Instrument Display
- Full engine instrumentation
- Hydraulic steering and Engine control
- Heading compass
- Navigation lights control
- Spotlight control
- Autopilot control
- Bow and Stern thruster controls
- Generator monitoring control





Cockpit

- Solid teak decking
- Davits for Tender and Jetski storage
- Port and Starboard docking stations
- Hella Marine LED exterior lighting
- Port and Starboard access to saloon
- Work counters with storage locker & Washing machine
- Deck hatches to engine compartments (port & starboard)
- Access to wide side decks
- Transom shower
- Stainless Steel swim ladders
- 32 Amp shore power connection
- Direct access to Master Bedroom

Saloon

- L-shaped sofa with 2x handcrafted dining tables
- Entertainment system with surround sound
- Vinyl ceiling with LED down lighting
- Direct access to Master cabin, and 4x guest cabins
- 180 degree panoramic view
- Large bookshelf behind sofa





Galley

- U-Shaped Kitchen
- Double Stainless Steel sink with mixer tap
- Under counter refrigeration & Storage
- Dish Washing Machine
- 220V power socket outlets
- Storage cupboards and drawers
- Concealed waste bin
- 4 Plate induction stove, Microwave oven
- Corian Solid Surface counter top

Master Cabin

- Walk around King size bed (180 x 200cm)
- 180 degree panoramic view
- Vast hanging locker with inside shelves
- Storage cupboards and drawers
- Ample storage space under bed
- Dressing table
- LED main, courtesy, ambient and reading lights
- Access to master head

Fore deck & Side decks

- Main locker for access to windlass, bow roller and anchor
- 2x Trampolines
- Access hatches to crew berth & crew head

Sails Area

- Main: 108.3 m²
- Genoa: 74.2 m²
- Staysail: 29.5 m²

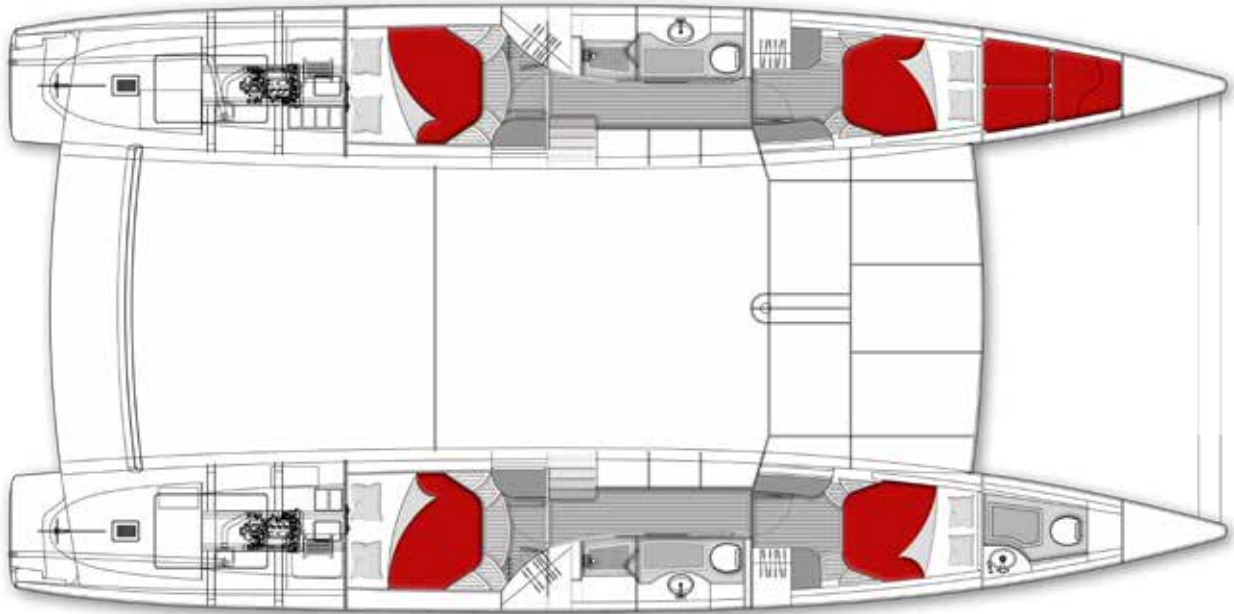
Mast Area

- Mast Shape : Double Diamond
- Mast length : 22m
- Mast high : 24 above waterline

Master Head

- Separate Deluxe Electric Toilet with washing basin
- Enclosed shower with Hot & Cold water mixer tap
- Vanity table with sink and mixer tap
- Storage cupboards and drawers
- Large mirror
- 220V Shaver socket
- Teak grated drainage floor





**Guest Cabins
Midship, Port & Starboard hull**

- Cabin accessed from Main Saloon via passageway
- Large ocean view window
- King size bed (1.80m x 2.00m)
- Ample storage space under bed
- Vast hanging locker with inside shelves
- Dressing table with mirror
- LED lighting and bedside reading lamps
- Deck hatch for natural light & ventilation
- Opening portholes
- 220V Power outlet

**Guest Cabins
Forward, Port & Starboard hull**

- Cabin accessed from Main Saloon via passageway
- Large ocean view window
- Queen size bed (1.60m x 2.00m)
- Ample storage space under bed
- Vast hanging locker with inside shelves
- Dressing table with mirror
- LED lighting and bedside reading lamps
- Deck hatch for natural light & ventilation
- Opening portholes
- 220V Power outlet

Bathroom

- Accessed via passageway
- Corian solid surface counter
- Deluxe electric marine toilet with integrated macerator system
- Ceramic washbasin with mixer taps
- Under counter storage
- Enclosed shower with teak grated drainage floor
- Shampoo and sundries shelf in shower
- Tissue holder & towel rail
- 220V shaver socket
- Deck hatch for natural light & ventilation
- Opening porthole
- LED lighting

Crew Quarters

- Accessed via foredeck hatches
- Crew cabin Port side
- Crew head Starboard side





The information of products and details mentioned before may be subject to change and are only indicative. 2016